

MODERN LUXURY

# Interiors

WASHINGTON



**FRESH LOOKS**  
KITCHEN & BATH IDEAS  
TO INSPIRE

*BEST IN  
DESIGN*

FROM DECOR TO INTERIOR  
DESIGNERS, THE DMV'S FINEST



# SIMPLY THE BEST

Welcome to our much-anticipated Best of Design Issue!

I know you'll love what you find inside, as it celebrates the Washington region's most innovative and breathtaking interior design, decor, lighting, materials and more. If you're building or renovating a house—or even the tiniest of rooms—this is the source you'll turn to again and again.

In our feature story, “Best of Design,” you'll discover a go-to list of everyone from designers to tile and flooring pros for creating perfect rooms. These experts were chosen by our team with online input from our readers. In the parlance of the magazine industry, the story has a shelf life and will serve as inspiration as you embark on your design journeys.

As always, we showcase home tours. Yes, they're homeowner eye candy, but they also show the breadth of diverse design ideas in the DMV. I particularly love a Bethesda home designed by BarnesVanze Architects (barnesvanze.com), or BVA. “At its core, the house is five parts,” BVA's principal, Stephen Vanze, told my colleague Michael McCarthy. “The main three-story stone central wing is the first part; the hyphens of the breezeways are the second

and third parts; and the garage wing dependencies are the fourth and fifth parts. There's nothing more traditional in the South than a five-part house—a stone main house with wood, clapboard and glass additions is as Southern as grits.”



You have to love an architect who uses grits to describe his work. The home is a knockout, and our feature is “Family Affair.”

Getting out of town also inspires our creative souls. That's the concept behind our Weekends By Design regular feature. This month, we explore the genius of Jamie Merida (jamiemerida.com) and his work on the renovation of The Oaks. Merida's work touched every public and private space. “My goal, along with lead designers Carol Wheeler and Leigh Mayhew, was to capture the inn's rich history and original elements while bringing it up to date as a five-star property in a traditional-made-modern way,” Merida told us. Don't miss “Water Song” inside.

I hope this issue sparks new ideas and awakens your appreciation for the transformative power of design. As always, thank you for your support and for sharing how you're making the dreamiest spaces around Washington.



From top: A Bethesda masterpiece by BarnesVanze Architects; the interior of the home by BarnesVanze; Jamie Merida's recent design at The Oaks includes private spaces; Merida captures the essence of the Eastern Shore.



Jessica Powers

Publisher

[jpowers@modernluxury.com](mailto:jpowers@modernluxury.com)

Instagram: [@dcmagazine](#);

[@jessicaart](#)



BVA PHOTOS BY ANICE HOACHLANDER; JAMIE MERIDA PHOTOS BY ROBERT RADIFERA





The 12,000-square-foot home showcases the design of BarnesVanze Architects.





# FAMILY AFFAIR

A new home, designed by BarnesVanze Architects, rises from a heavily wooded Bethesda site.

*By Michael McCarthy  
Photographed by Anice Hoachlander*

## THE PROJECT

Welcome to Brady Bunch, 2.0. A blended family of eight—with children ages 3 to 23, plus a mother-in-law and her partner—embarked on creating a new 12,000-square-foot home in Bethesda. The grand idea: one residence for the husband, wife and their six kids, and one residence for a mother-in-law and her partner, but everything in the compound would feel integrated.

## THE TEAMS

The couple hired BarnesVanze Architects ([barnesvanze.com](http://barnesvanze.com)), or BVA, for the home's design. "At its core, the house is five parts," says BVA's principal, Stephen Vanze. "The main three-story stone central wing is the first



part; the hyphens of the breezeways are the second and third parts; and the garage wing dependencies are the fourth and fifth parts. There's nothing more traditional in the South than a five-part house—a stone main house with wood, clapboard and glass additions is as Southern as grits.”

Designer Tracy Morris, principal and founder at Tracy Morris Design ([tracymorrisdesign.com](http://tracymorrisdesign.com)), took on the home's interiors. “Since this is a traditional stone home, we wanted the interior to complement the exterior,” says Morris. “BVA created the designs for the traditional crown moldings, ceiling and wall paneling. We worked with them to design the interiors to complement the thoughtful details.”

Morris adds that her clients were incredible partners. “We broke down the project by selecting all materials that affect the construction process and then moved to the interior. We had weekly meetings to ensure construction progress and monthly meetings to review interior details.”



From left. The home features a blend of modern and traditional design elements; sofas from Ferrell Mittman grace the living room. Opposite page, from top: light pours into an office; each living space employs materials that are impervious to stains and wear and tear for the big, busy family.







## THE GOALS

Given the family's size and desire for separate living arrangements, Vanze says the home needed at least eight bedrooms and baths and ambitious living, dining, kitchen and family spaces. "The home for the mother-in-law required two bedrooms and baths, living, dining spaces and a full kitchen," he says, adding, "The site's depth, in relation to the street, made setting back the house as far from the road and as deep into the woods as possible an obvious choice. The H-shaped home embraces the exterior entry court with two garages and the rear courtyard with two living space wings, punctuated by two glass conservatories. Lila Fendrick, the landscape architect, magnificently integrated nature and the house."

"We knew we needed to select materials that were attractive yet impervious to stains and wear and tear," says Morris. "We had durability in mind when selecting each piece. This forethought worked out in our favor." The clients placed two parish conservatories on the back of the home. These rooms are designed in the U.K. and shipped to the States in pieces. Each conservatory is custom-designed. In this instance, BVA designed these rooms to allow the homeowners to enjoy the beauty of their backyard.

## LIVING ROOM

"The living room was designed around one particular element: music," says Morris. "A few children in this family play cello and piano. We wanted to create a space that allowed the children to play their instruments and the adults to have a welcoming viewing area. The room was designed around a baby grand piano, a family heirloom. In the corner of the room, this piece allowed us to encircle the piano with sofas from Ferrell Mittman ([ferrellmittman.com](http://ferrellmittman.com)). The furniture is grounded on a large Oushak rug in blues and neutrals from Matt Camron Rugs ([mattcamron.com](http://mattcamron.com)) in Georgetown."







From top: A bump-out designed by BVA accommodates a highly functional dining space; the kitchen boasts Calacatta stone to keep the room light and bright; a traditional screened-in porch offers plenty of room for family time and keeping an eye on the kids' backyard activities. Opposite page: The primary suite's bath follows the theme of offering a sanctuary for the couple.



## DINING ROOM

Since the holidays mean hosting large gatherings for this family, Morris says the space's design focused on the kid's table. "With six kids in tow, we needed to create a separate space for childhood laughter while having an adult conversation in the same space," she says. "BVA designed a bump-out to accommodate a kid's table from Hickory White ([hickorywhite.com](http://hickorywhite.com)). When not used for holidays, this space welcomes family members to play cards or work on puzzles. The icing on the cake: two Dennis & Leen ([dennisandleen.com](http://dennisandleen.com)) rock crystal chandeliers."

## KITCHEN


"We needed to make sure the kitchen would function efficiently for a family of eight and look beautiful," says Morris, who worked with the BVA team to create the kitchen finishes. A dish hutch ushers light into the family dining room and serves as daily storage. The white cabinets and creamy Calacatta gold stone keep the space light and bright.

## PRIMARY SUITE

Morris and her team created a sanctuary for the couple. "We chatted with the clients about the size and style of the space, and they didn't want something large and overwhelming," she says. "This suite overlooks the rear gardens and has beautiful light. Keeping with the cozy and sophisticated theme, we added a clean-lined, tufted headboard from Bernhardt ([bernhardt.com](http://bernhardt.com)). We covered the headboard in a sumptuous Brentano ([brentanofabrics.com](http://brentanofabrics.com)) fabric. To add to the lounge vibe, we included Hickory White chairs upholstered in Pierre Frey ([pierrefrey.com](http://pierrefrey.com)) fabric; C&C Milano ([cec-milano.us](http://cec-milano.us)) fabric covers the windows."

## HOW THE HOME IS LIVING

"Our clients love their home," says Morris. "They were able to weather the pandemic with every comfort. They have the space they need to complete schoolwork and work from home. Also, the sports court and outdoor spaces have been a huge hit!" ■







# DESIGN DETAILS

## HOME TYPE

Single-family

## LOCATION

Bethesda

## ARCHITECT

BarnesVanze Architects  
barnesvanze.com

## INTERIOR DESIGN

Tracy Morris Design  
tracymorrisdesign.com

## LANDSCAPE DESIGN

Lila Fendrick  
fendrickdesign.com

## RESOURCES

### FERRELL MITTMAN

Sofas, living room  
ferrellmittman.com

### MATT CAMRON RUGS

Rug, living room  
mattcamron.com

### HICKORY WHITE

Kid's table, dining room;  
chairs, primary suite  
hickorywhite.com

### DENNIS & LEEN

Chandeliers, dining room  
dennisandleen.com

### BERNHARDT

Headboard, primary suite  
bernhardt.com

### BRENTANO

Headboard fabric,  
primary suite  
brentanofabrics.com

### PIERRE FREY

Chair fabric, primary suite  
pierrefrey.com

### C&C MILANO

Window treatments,  
primary suite  
cec-milano.us